

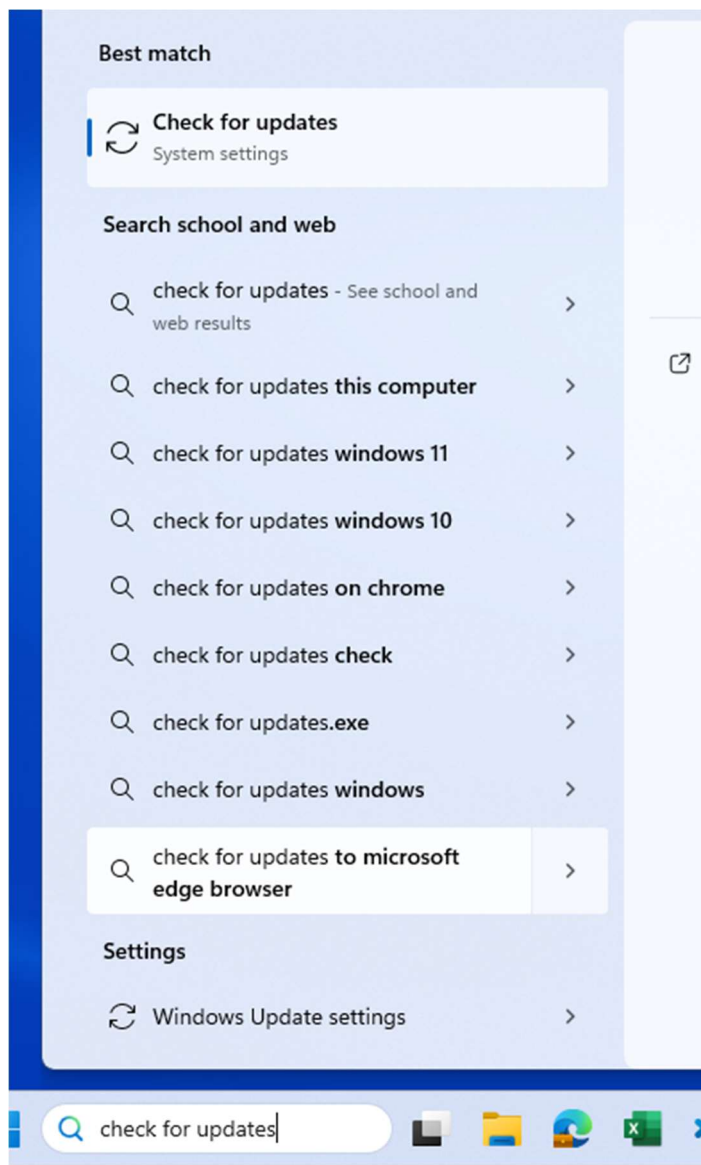
UPDATING YOUR LAPTOPS

CONTENTS

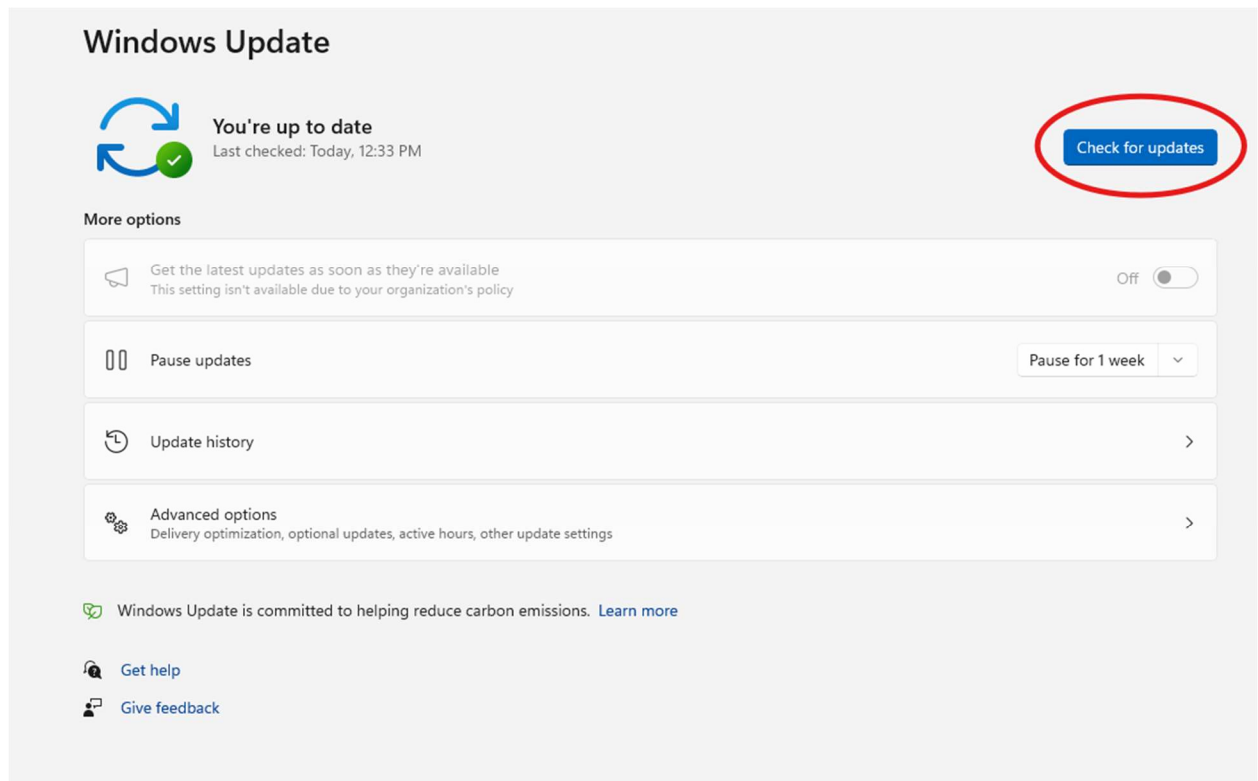
Windows update	1
Dell Command Driver update	3

WINDOWS UPDATE

1. Once your laptop is turned on, you are signed in, hooked up to an internet connection, go down, and click the search bar at the bottom of your window on the taskbar. Type “**Check for updates**” (See Below)



2. Once you select “**Check for updates,**” you will see this screen, where you can click the button I have circled below to check for any new updates you have not installed yet.



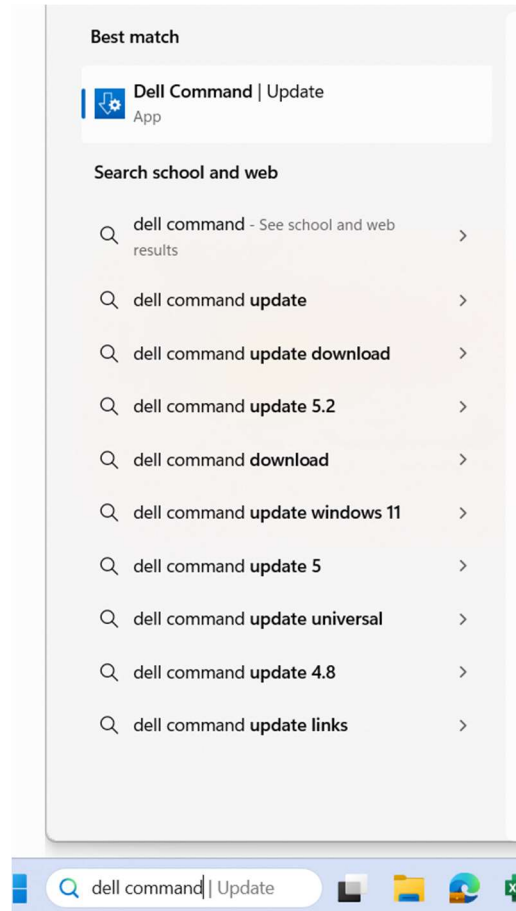
3. If you have new updates available, you should see them starting to be downloaded and installed. Wait until the only message you see is “*Pending restart.*” Then go ahead and click on “**Restart now.**”



ATTENTION: UPDATES MAY TAKE **MULTIPLE HOURS**, ESPECIALLY IF IT HAS BEEN A WHILE SINCE YOU LAST USED YOUR LAPTOP OR ARE UPGRADING TO WINDOWS 11. DO IT **WELL BEFORE** YOUR RETURN TO SCHOOL.

DELL COMMAND DRIVER UPDATE

1. After completing your Windows Update, go to the Windows search bar, type “**Dell Command,**” and click on the **Dell Command | Update app**.



2. Once in the app, click the “Check” button to check for driver updates.

Welcome

Dell Command | Update checks on-line for the latest BIOS, driver, firmware, and Dell application updates for your system. The application downloads and installs the updates as well.


Updates

To check for updates to your system, click **CHECK**.



3. If you have available updates, you should be able to see them now. Always ensure you install ALL Security, Critical, and Recommended Updates when available. Click the “Install” button. Restart your laptop if needed to finish installing drivers.

Selected Updates (4 of 4; 210.8 MB)


 The updates shown include an upgrade for this application. This upgrade will be performed after installation of the selected updates. The application will close as part of this process.


Security Updates (0 of 0)

Critical Updates (2 of 2; 116.2 MB)

Recommended Updates (2 of 2; 94.6 MB)

Optional Updates (0 of 0)

Automatically restart system (when required). 

[VIEW DETAIL](#) 

ATTENTION: UPDATES MAY TAKE A LONG TIME, ESPECIALLY IF IT HAS BEEN A WHILE SINCE YOU LAST USED YOUR LAPTOP. DO IT WELL BEFORE YOUR RETURN TO SCHOOL.