

Accessing the Protech Skills LMS

(Various components of the Learning Management System might require use of one browser over another. This requirement is noted at the time it is needed)

Log in Process:

1. Enter <https://lms.protechskillsinstitute.org/login/index.php> into your browser search bar.
2. A login screen will appear:


WELCOME TO THE NEW LMS LOGIN PAGE

SIGN IN

username

password


[Forgotten your username or password?](#) remember username




NOT YET REGISTERED?

Are you ready to start training? Click the link below to request access through your local training center.

Looking For This?



This Is Our New Login Page

 LMS Support

© 2021 Protech Skills Institute. All rights reserved.

3. Sign in using your username and password (username: email address the JATC has on file, password: "password")
4. Click Sign in.
5. Click My Courses to view your current courses

Frequently Asked Questions:

1. What if I forget my password? E-mail Kelsey at kelsey@bostonjatc.org to have your password reset.
2. Why won't the interactive activities work? Make sure your pop-up blockers are turned OFF and you are using a browser listed above. You may need to try a new browser depending on the interactive activity. The unity download will only work with Firefox. Please visit LMS support for further information.
3. Can I do my homework on my mobile device? The LMS system is designed for use with a standard desktop/laptop computer.
4. If all else fails when trouble shooting an issue, contact LMS Support. The "LMS Support" tab is located on your LMS home screen, bottom right-hand corner.